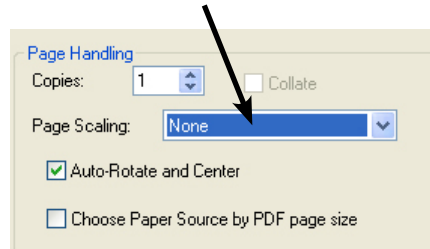




EASY ENGINEERING™ RULER INSTRUCTIONS



1. The rulers on the following page must be printed on legal size paper with no scaling. When you go to file and print, make sure you have no page scaling selected.



2. Print out a sample copy and check to see if the scale is correct (you can use a metric or standard ruler for this):

This line should be exactly 10" long



This line should be exactly 26cm long



3. If the lines measured properly, go ahead and print the rulers. If they lines didn't measure properly, you will need to scale your printout to get the lines to the proper length.

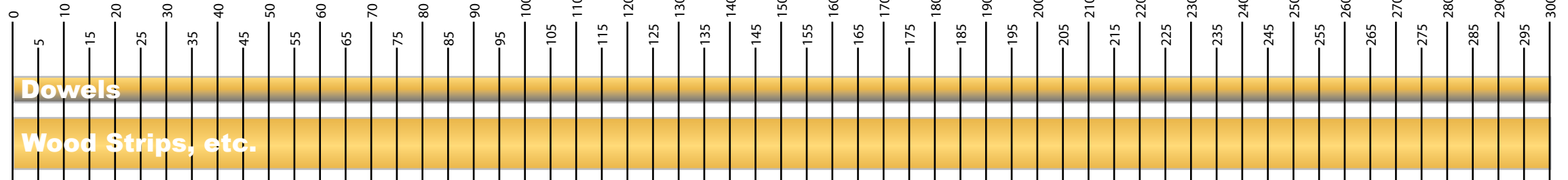


EASY ENGINEERING™ RULER

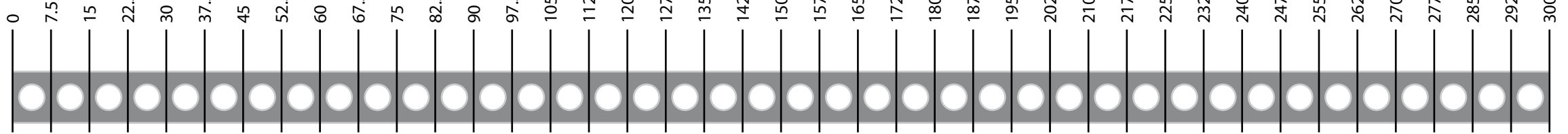
<http://www.teachergeek.com/Ruler.pdf> Copyright TeacherGeek © 2006



Millimeters



Millimeters

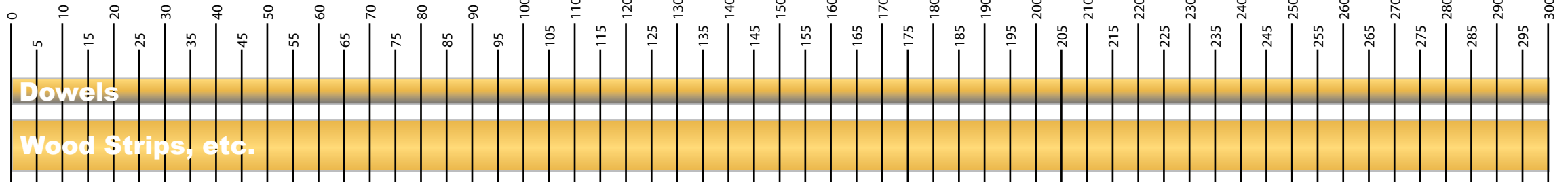


EASY ENGINEERING™ RULER

<http://www.teachergeek.com/Ruler.pdf> Copyright TeacherGeek © 2006



Millimeters



Millimeters

